

Newsletter on the U.S. Supply Chain

Our monthly supply chain newsletter can help you quickly know the latest import trends, leading manufactures for top product categories and their supply histories.

If you want to collect more information to optimize and stabilize the supply chain in this highly dynamic business environment, please contact us at contact@buttontech.us.

MedTech/Medical Device Industry

VOLUME 2
OCTOBER 2022

Table of Contents

- 1 Top Import Countries in U.S..... 1
- 2 Major Import Manufacturers..... 1
- 3 Contact Us for Customized Business Intelligence Analysis..... 3

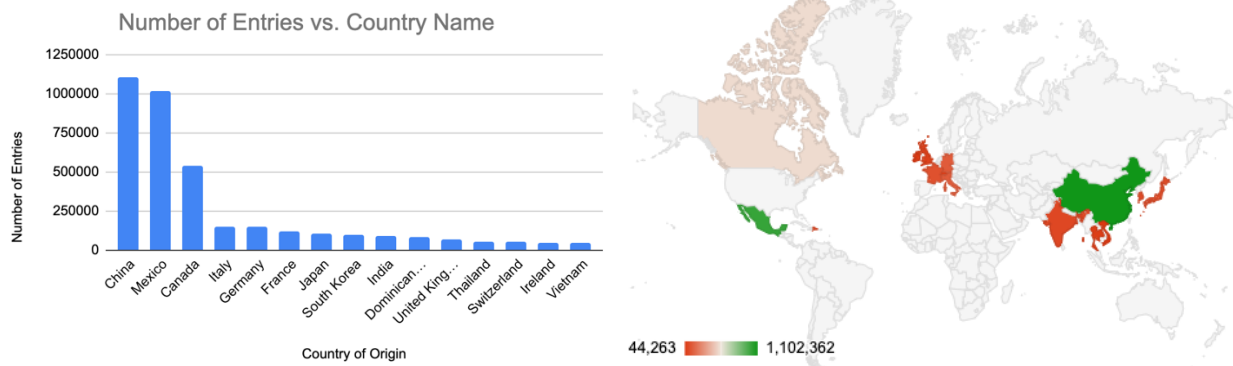
BUTTON has built up a comprehensive data/AI platform, covering business intelligence, clinical data, regulatory information and supply chain data in Biotech/MedTech/Medical Device industry.

In this newsletter, we want to give you a glimpse of some features and insights about supply chain, which can be accessible in a more comprehensive manner on our platform. Herein, you can browse and get a quick understanding on the issues mentioned above – just as an iceberg, the most important dimensions are below the surface. Therefore, if you get interested and want to grasp more details, information and data, please do not hesitate to contact us at contact@buttontech.us.

1 Top Import Countries in U.S.

As shown in Figure 1, Top 15 import countries in the U.S. are shown for this past October (2022.10). China is still the number one importer in the U.S. market, reaching a monthly total number of more than 1.1 million entries of imported records (lines). Behind China, Mexico and Canada take up the second and third place, respectively. Different from the previous month (2022.9) Italy surpasses Germany and holds the fourth place in October.

Figure 1: Top Import Countries



Note: According to U.S. CBP, “country of origin” refers to the country of manufacture, production, or growth of the article (product).

2 Major Import Manufacturers

Figure 2 shows the leading import manufacturers by import records and their countries. Figure 3 shows the top product categories by their manufactures, in descending order of the import records.

Following the trend of the country origins, these importers are mainly from China and Mexico, especially China. From the statistical perspective, in this past October (2022.10), companies from China dominated the U.S. MedTech/Medical Device import market.

Figure 2: Leading Import Manufacturers by Import Records and Their Countries

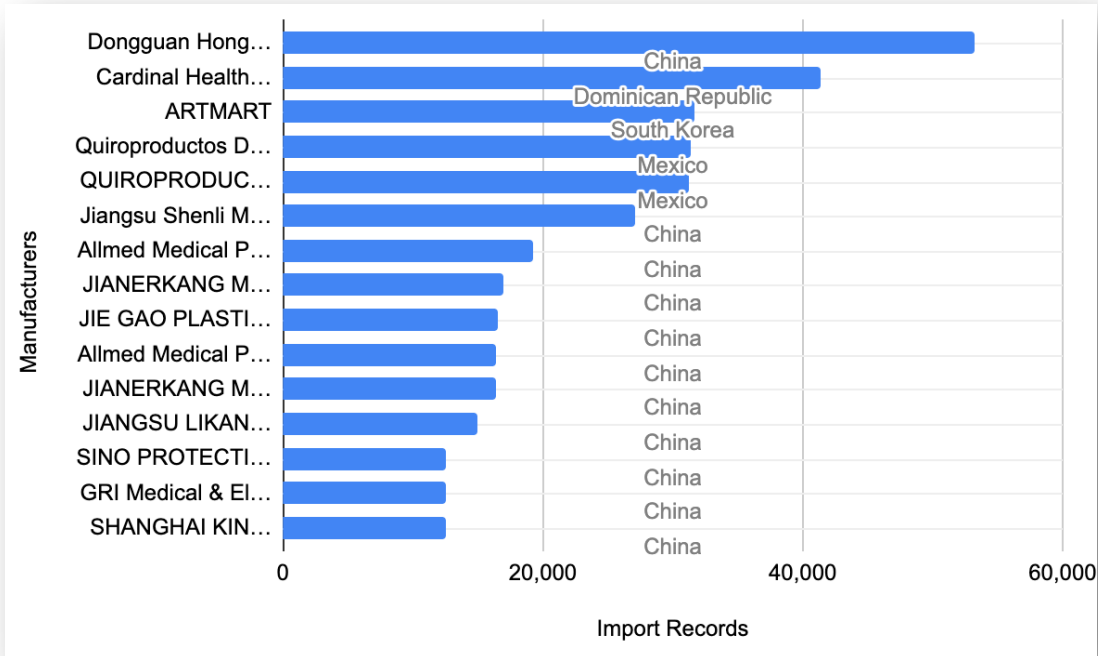
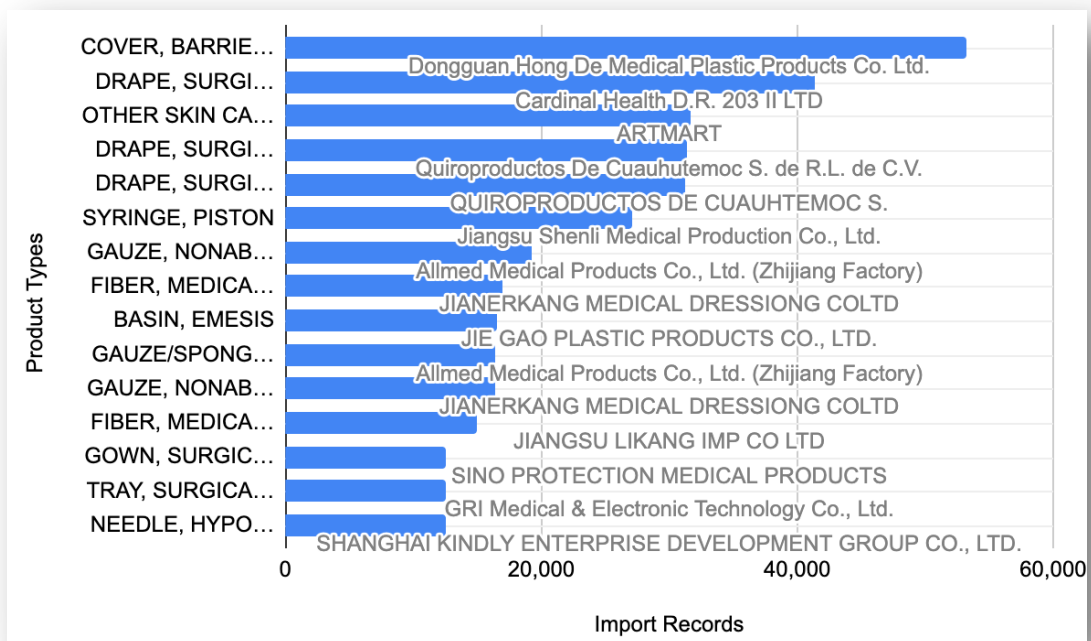


Figure 3: Major Import Product Types and Their Top Manufacturers





3 Contact Us for Customized Business Intelligence Analysis

Please contact us at contact@buttontech.us if you are interested in getting to know about companies/products in more details, such as:

- **Detailed trends of particular product categories;**
- **Top manufactures of particular product categories;**
- **The supply history of particular manufactures;**
- **Other customized business intelligence analysis for supply chains.**

Powered by BUTTON Platform

2672 Bayshore Parkway, Suite 1001, Mountain View, CA 94043

WEB: <https://www.button-corp.com> EMAIL: contact@buttontech.us